













Analytical StoryBoard Template

While NEW designers are learning, expect them to Map out ALL details until storyboard elements are mastered. Analytical means LOTS of details until planning concepts are understood. No storyboard - Not time for technology tools!

Author Name(s)

Project Name:
TYPE _____

Page # _____
MODE _____

Scene # ____  Emotion or Tone	Transition	Scene # ____  Emotion or Tone	Transition	Scene # ____  Emotion or Tone
<i>VoiceOver or StoryLine</i>  Emotion or Tone		<i>VoiceOver or StoryLine</i>  Emotion or Tone		<i>VoiceOver or StoryLine</i>  Emotion or Tone
Sound / Music  Emotion or Tone		Sound / Music  Emotion or Tone		Sound / Music  Emotion or Tone
Notes 		Notes 		Notes 

Copyright Bernajean Porter

Used with Permission in Forsyth County Schools

www.DigiTales.us



Elem StoryBoard Template

Young authors still need to plan but may need more simplistic templates. Coach them to use their imaginations in creating an emotional journey of images, music and voice tone that makes their message come ALIVE!

Name: _____

Scene # _____

Title: _____




What I Say Out Loud + Feelings of My Words!

What do you see? List or sketch images, graphics, or movie scenes to make your words come alive!



Feelings or Tone

What do you hear? List Sounds or Music Ideas



Things I want to remember to do with this scene:

